




DL 2101T02
TWO-CIRCUIT SWITCH
Two-SPST switch 250 Vac, 10A.



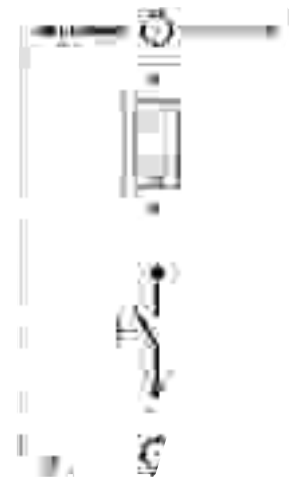
DL 2101T05
LIGHT PUSHBUTTON
Single-pole switch 250 Vac, 10 A.




DL 2101T03
CHANGE-OVER SWITCH
Two-way switch 250 Vac, 10A.



DL 2101T06
BELL PUSHBUTTON
Single pole switch 250 Vac, 10A.



DL 2101T04
REVERSING SWITCH
Intermediate switch 250 Vac, 10 A.



DL 2101T07
BELL/DOOR OPENER PUSHBUTTONS
Two SPST switches 250 Vac, 10 A.

